

## What to Do: COVID- 19 testing

### Scholar home test

### When do I need to do my home covid test?


You should take your self test every Monday and Thursday, preferably in the morning.

### How do I use my home test kit?

**Step one:** Ensure that the area in which you are completing your test is wiped down with antibacterial wipes or spray.



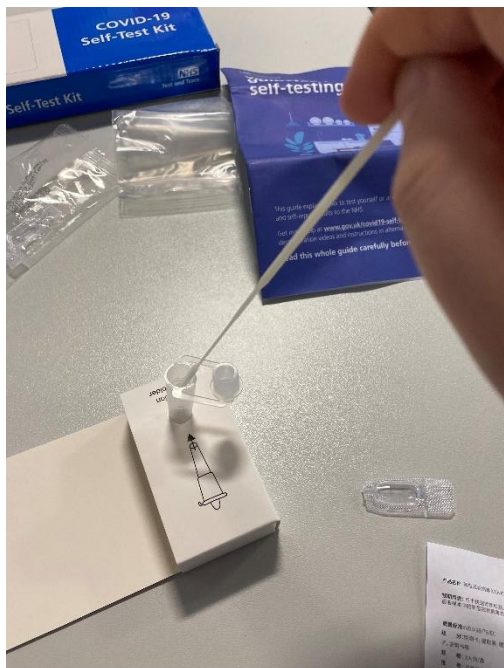
**Step two:** Take out the contents of your Self – Test Kit



**Step three:** Place the test tube in the test tube holder and pour in the solution

**Step four:** Take out a swab and place this to the back of your throat for 5 seconds and then up your nose for 5 seconds as far as the swab will go

**Step five:** Place the swab into the test tube and solution



**Step six:** Stir the swab into the solution and pull the swab out, squeezing the sides of the tube as you do

**Step seven:** Place the used swab into the waste bag

**Step eight:** Pour 2 drops of solution onto the Covid test well – the well is the smaller hole with an S next to it



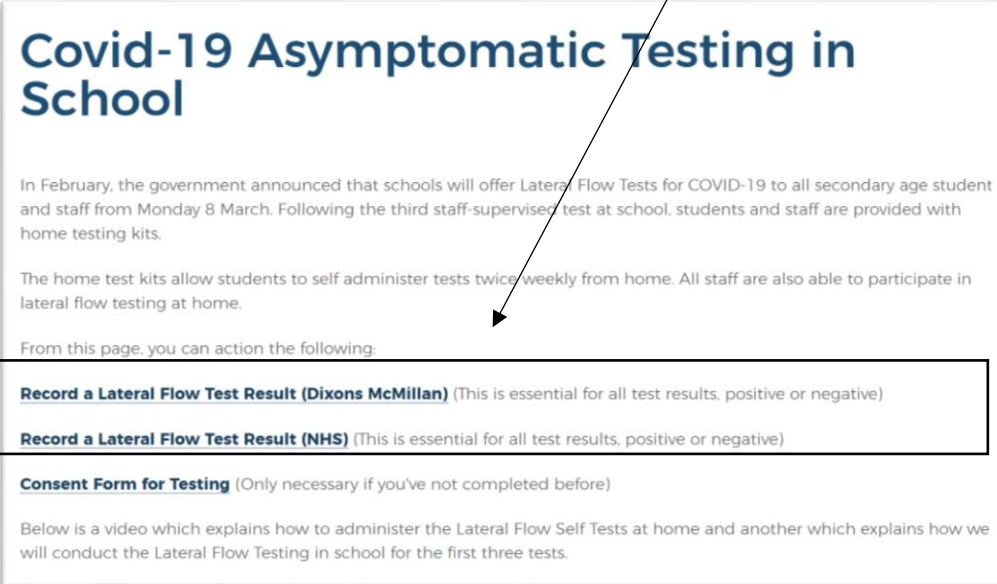
**Step nine:** Keep the solution while the test is processing, after half an hour you will know your result for definite

**Step ten:** You will a grey colour seep along the C T window if you test is negative a like will appear at C, if your test is positive two lines will appear one at C and one at T

**Step eleven:** You can now log the result following the steps below

### What should I do when I know the result of the test?

You should log the result (positive or negative) here: <https://www.dixonsma.com/about/covidtesting> You will need to log the result on both the NHS and DMA sites.



**Covid-19 Asymptomatic Testing in School**

In February, the government announced that schools will offer Lateral Flow Tests for COVID-19 to all secondary age student and staff from Monday 8 March. Following the third staff-supervised test at school, students and staff are provided with home testing kits.

The home test kits allow students to self administer tests twice weekly from home. All staff are also able to participate in lateral flow testing at home.

From this page, you can action the following:

- Record a Lateral Flow Test Result (Dixons McMillan)** (This is essential for all test results, positive or negative)
- Record a Lateral Flow Test Result (NHS)** (This is essential for all test results, positive or negative)
- Consent Form for Testing** (Only necessary if you've not completed before)

Below is a video which explains how to administer the Lateral Flow Self Tests at home and another which explains how we will conduct the Lateral Flow Testing in school for the first three tests.

### What is my unique code?

You should put your full name and DOB e.g. meganedwards271291

### What should I do if my test is positive?

If your Lateral Flow Test comes back positive (1 lines on C and 1 line on T) you should stay at home and isolate for 10 days, everyone else in your household should do the same. You will also need to book a confirmation PCR test to verify the result

### What should I do if my test doesn't work or it gets damaged?

You need to complete another test and speak to your advisor to request another testing kit.