

# History Around Us

## Key reminders

- **Only 1 hour** – 30 minutes per essay – move on even if you have not finished essay 1. Leave space, move on, come back to it if you have time at the end
- **10 marks for SPAG** – remember: perfect SPAG only gets you 3/5 per essay, with the other 2 marks for use of key words (e.g. Romanesque, Gothic, Refectory, etc)
- **Four paragraphs per essay**, each paragraph on a key physical feature and link to question
- 3 essays to choose from – **only complete 2!**



# Key terms that may be in questions

1. **Beliefs/values** - belief in God, belief in importance of poverty/chastity/obedience, belief in hard work, belief in using buildings to glorify God
2. **Physical features/physical remains/site evidence** – talk about the site at Fountains Abbey – eg. different rooms/parts of Abbey. Describe them and link to qu.
3. **Typical** – how similar/different is Fountains?
4. **Diverse/Diversity** – what different things were going on at the site at that time?




# There are three questions – you need to CHOOSE TWO




**Read all the questions carefully** when you begin your exam. **Think briefly about which** question to tackle first. Choose the one you're **most confident** about. Then write it. After 30 minutes, choose your second question

Answer **any two** questions.


- 1 Explain the reasons why people first created your site within its surroundings. Use physical features of the site as well as your knowledge to support your answer. **[20]**

() Spelling, punctuation and grammar and the use of specialist terminology **[5]**

- 2 How diverse have the activities and people associated with your site been throughout its history? Use physical features of the site as well as your knowledge to support your answer. **[20]**

() Spelling, punctuation and grammar and the use of specialist terminology **[5]**

- 3 Choose one period in your site's history. How far do the physical remains at your site reveal the attitudes and values of people at that time? Use physical features of the site as well as your knowledge to support your answer. **[20]**

() Spelling, punctuation and grammar and the use of specialist terminology **[5]**

# Site Study Criteria – you could get question on any of the below:

- The reasons for the **location of the site** in its surroundings
- When and why **people first created** the site
- The ways in which the site has **changed over time**
- How the site has been **used** throughout its history
- The **diversity of activities and people** associated with the site
- The **reasons for changes** to the site and to the way it was used
- Significant times in the site's history: **peak activity, major developments, turning points**
- The significance of **specific features in the physical remains** at the site
- The **local and national importance** of the site
- The typicality of the site based on a **comparison** with others
- What the site reveals about **everyday life, attitudes and values**
- How the physical remains prompt questions about the Past
- How physical remains can influence **artistic reconstructions** and other of the site
- The challenges and benefits studying the **historic environment**



# Site Study Criteria – you could get question on any of the below:

- The reasons for the **location of the site** in its surroundings
- When and why **people first created** the site
- The ways in which the site has **changed over time**
- How the site has been **used** throughout its history
- The **diversity of activities and people** associated with the site
- The **reasons for changes** to the site and to the way it was used
- Significant times in the site's history: **peak activity, major developments, turning points**
- The significance of **specific features in the physical remains** at the site
- The **local and national importance** of the site
- **The typicality of the site based on a comparison with others**
- What the site reveals about **everyday life, attitudes and values**
- How the physical remains prompt questions about the Past
- **How physical remains can influence artistic reconstructions and other of the site**
- The challenges and benefits studying the **historic environment**



# Source Pyramid Paragraphs

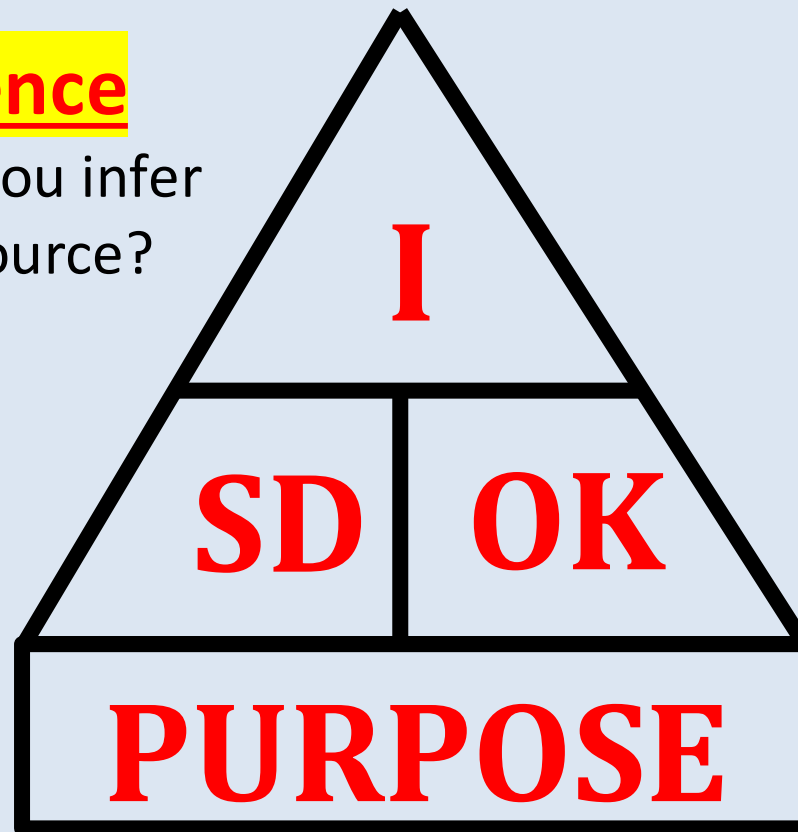
*for Living under Nazi Rule questions*

## 1. Inference

What can you infer from the source?

## 2. Source Detail

How does detail from the source back up your inference?



## 3. Own Knowledge

What else do you know that backs up your inference?

## 4. Purpose

What is the purpose of the source?



# Physical Evidence Pyramids

*for Fountains Abbey questions*

## 1. POINT

What is the point you are making?

**POINT**

## 2. PHYSICAL EVIDENCE

How are you backing up your point with

**PHYSICAL EVIDENCE**?

**PHYSICAL EVIDENCE**

**OWN KNOWLEDGE**

**LINK**

## 3. OWN KNOWLEDGE

How does your own knowledge back up the physical evidence?

## 4. LINK

How are you linking back to the **POINT**?



# Why this question?

**Explain how the physical features of your site could be used by someone to produce an interpretation of the site that shows how it was used at a significant point in its history. [20 marks + 5 SPaG]**

- Many students are capped at 4/20 marks for not actually answering this question...
- This question – from Summer 2024 – is asking you to do multiple things:
  - Identify **physical features**
  - Explain how each feature could be used to **produce an interpretation of the site**
  - Show how that interpretation shows **how Fountains was used** at a ‘significant point in its history’



# Why this question?

**Explain how the physical features of your site could be used by someone to produce an interpretation of the site that shows how it was used at a significant point in its history. [20 marks + 5 SPaG]**

- Many students are capped at 4/20 marks for not actually answering this question...
- This question – from Summer 2024 – is asking you to do multiple things:
  - Identify **physical features**
  - Explain how each feature could be used to **produce an interpretation of the site**
  - Show how that interpretation shows **how Fountains was used** at a ‘significant point in its history’



## On your MWBs:

- What is the difference between:

a **source** and an **interpretation**?




# Interpretations of Fountains



Wooden model interpretation of Fountains Abbey in c.1500, created 1992



# Interpretations of Fountains



Artistic interpretation of the Abbey in c.1500, created 1967 by A.E. Sorrell



# Interpretations of Fountains

- Artistic interpretation of the **Chapel of the Nine Altars and Great West Window** at Fountains Abbey in c.1500
- Created 1967 by A.E. Sorrell




# Interpretations of Fountains

- Artistic interpretation of the **wooden choir stalls, rood screen and Romanesque Nave** of Fountains Abbey in c.1500
- Created 1935 by A.E. Henderson



# Interpretations of Fountains

- Artistic interpretation of the **High Altar and Chapel of the Nine Altars** at Fountains Abbey in c.1500
- Created 1935 by A.E. Henderson



# Interpretations of Fountains

- Artistic interpretation of the **Cloisters and South Transept** of Fountains Abbey in c.1500
- Created 1935 by A.E. Henderson



# Why this question?

**Explain how the physical features of your site could be used by someone to produce an interpretation of the site that shows how it was used at a significant point in its history. [20 marks + 5 SPaG]**

- Many students are capped at 4/20 marks for not actually answering this question...
- This question – from Summer 2024 – is asking you to do multiple things:
  - Identify **physical features**
  - Explain how each feature could be used to **produce an interpretation of the site**
  - Show how that interpretation shows **how Fountains was used** at a ‘significant point in its history’



# Why this question?

**Explain how the physical features of your site could be used by someone to produce an interpretation of the site that shows how it was used at a significant point in its history. [20 marks + 5 SPaG]**

- Many students are capped at 4/20 marks for not actually answering this question...
- This question – from Summer 2024 – is asking you to do multiple things:
  - Identify **physical features**
  - Explain how each feature could be used to **produce an interpretation of the site**
  - Show how that interpretation shows **how Fountains was used** at a **‘significant point in its history’**



# Knowing your timeline

- Four key time periods:
  - **1132 – 1539:** Working Cistercian Monastery
  - **1539 – 1768:** Ruined and overgrown
  - **1768 – 1983:** Romantic Ruin as a folly
  - **1983 – Present:** Tourist Attraction



# Knowing your timeline

- Four key time periods:
  - **1132 – 1539: Working Cistercian Monastery**
  - **1539 – 1768: Ruined and overgrown**
  - **1768 – 1983: Romantic Ruin as a folly**
  - **1983 – Present: Tourist Attraction**



**Explain how the physical features of your site could be used by someone to produce an interpretation of the site that shows how it was used at a significant point in its history. [20 marks + 5 SPaG]**

**Discuss:**

Which physical features could you select?  
How were these physical features used when Fountains was a working monastery?



**Explain how the physical features of your site could be used by someone to produce an interpretation of the site that shows how it was used at a significant point in its history. [20 marks + 5 SPaG]**

**Write down your ideas on your MWBs:**

**Which physical features could you select?**

**How were these physical features used when Fountains was a working monastery?**



Level 5 answers will typically provide THREE developed explanations to show how current physical features could be used to produce a specific interpretation(s) showing how the site was used at a significant point.

A developed explanation must include:

- details of specific, current, physical feature(s)
- explanation of how an artist/ author/ historian etc. would turn/ has turned the physical feature(s) into an interpretation(s) showing how it was used

Level 5  
(17-20  
marks)

*In the Sharrington Range at Dudley Castle stand the remains of the Great Hall. There are **the remains of four identical large windows**. We can also see **multiple fireplaces on the walls** as well as **fittings for wood panelling**. From this evidence, an **artist** could produce a picture of **Lord Dudley entertaining his guests** in the 1540s. The room would be **drawn flooded with light from the windows**. The guests would be **relaxing in luxury and comfort**, surrounded by the blazing fires.*

*The Sharrington Range also has a large number of **Renaissance decorations**. We can see the remains of what must have been a **covered balcony connecting two towers**. Archaeology in the 1980s has revealed the **remains of classical columns**. A **guidebook writer** might use this evidence to explain how **Dudley was using the castle to show off his fashionable, renaissance modern tastes** as well as his wealth and privilege to those visiting the castle.*

*We can recognise the kitchen by **its two huge fireplaces** which were used to cook food. In the third wall the **large arch is what remains of a serving hatch**. From this, an interpretation board for visitors could **show food being collected from the kitchen serving hatch by some finely-dressed servants and carried to the Great Hall** via the staircase behind the wooden barrier, further showing how Dudley used the **castle for entertainment to express his status** as a Tudor Lord. [20]*

*Answers which do not specify a specific interpretation should be given the lowest mark in the level. It is not necessary for candidates to give a specific interpretation for each explanation*

*In the Sharrington Range at Dudley Castle stand the remains of the Great Hall. There are the remains of four identical large windows. We can also see multiple fireplaces on the walls as well as fittings for wood panneling. From this evidence, an artist could produce a picture of Lord Dudley entertaining his guests in the 1540s. The room would be drawn flooded with light from the windows. The guests would be relaxing in luxury and comfort, surrounded by the blazing fires.*



**Explain how the physical features of your site could be used by someone to produce an interpretation of the site that shows how it was used at a significant point in its history. [20 marks + 5 SPaG]**

Which sentence starter in this model ensures the student is answering the question?

*In the Sharrington Range at Dudley Castle stand the remains of the Great Hall. There are the remains of four identical large windows. We can also see multiple fireplaces on the walls as well as fittings for wood panneling. From this evidence, an artist could produce a picture of Lord Dudley entertaining his guests in the 1540s. The room would be drawn flooded with light from the windows. The guests would be relaxing in luxury and comfort, surrounded by the blazing fires.*



**Explain how the physical features of your site could be used by someone to produce an interpretation of the site that shows how it was used at a significant point in its history. [20 marks + 5 SPaG]**

Which sentence starter in this model ensures the student is answering the question?

*In the Sharrington Range at Dudley Castle stand the remains of the Great Hall. There are the remains of four identical large windows. We can also see multiple fireplaces on the walls as well as fittings for wood panneling. From this evidence, an artist could produce a picture of Lord Dudley entertaining his guests in the 1540s. The room would be drawn flooded with light from the windows. The guests would be relaxing in luxury and comfort, surrounded by the blazing fires.*



### On your MWBs:

1. Which piece of physical evidence is used in this paragraph?
2. Which significant point in Fountains' history is being used?
3. What is the interpretation it suggests to be created?

*In the ruins of the Sacristy at Fountains Abbey there are a number of large Romanesque arches and a more elegant extension with a large window in the Early English Gothic style. There are a number of large holes in the walls, where large oak beams would have held up wooden panelled walls and heavy doors. From this evidence, an artist could produce a picture of the Sacristy in around 1500 at Fountains' height as a working monastery showing the room filled like a bank vault, with the gold and silver religious objects which would have been stored there, safely guarded by the monk known as the Sacristan and protected by the heavy oak panelling and doors, but illuminated by the light from the large window.*



### On your MWBs:

1. Which piece of physical evidence is used in this paragraph?
2. Which significant point in Fountains' history is being used?
3. What is the interpretation it suggests to be created?

*In the ruins of the Sacristy at Fountains Abbey there are a number of large Romanesque arches and a more elegant extension with a large window in the Early English Gothic style. There are a number of large holes in the walls, where large oak beams would have held up wooden panelled walls and heavy doors. From this evidence, an artist could produce a picture of the Sacristy in around 1500 at Fountains' height as a working monastery showing the room filled like a bank vault, with the gold and silver religious objects which would have been stored there, safely guarded by the monk known as the Sacristan and protected by the heavy oak panelling and doors, but illuminated by the light from the large window.*



### On your MWBs:

1. Which piece of physical evidence is used in this paragraph?
2. Which significant point in Fountains' history is being used?
3. What is the interpretation it suggests to be created?

*In the ruins of the Sacristy at Fountains Abbey there are a number of large Romanesque arches and a more elegant extension with a large window in the Early English Gothic style. There are a number of large holes in the walls, where large oak beams would have held up wooden panelled walls and heavy doors. From this evidence, an artist could produce a picture of the Sacristy in around 1500 at Fountains' height as a working monastery showing the room filled like a bank vault, with the gold and silver religious objects which would have been stored there, safely guarded by the monk known as the Sacristan and protected by the heavy oak panelling and doors, but illuminated by the light from the large window.*



**On your MWBs:**

1. Which piece of physical evidence is used in this paragraph?
2. Which significant point in Fountains' history is being used?
3. What is the interpretation it suggests to be created?

*In the ruins of the Sacristy at Fountains Abbey there are a number of large Romanesque arches and a more elegant extension with a large window in the Early English Gothic style. There are a number of large holes in the walls, where large oak beams would have held up wooden panelled walls and heavy doors. From this evidence, an artist could produce a picture of the Sacristy in around 1500 at Fountains' height as a working monastery showing the room filled like a bank vault, with the gold and silver religious objects which would have been stored there, safely guarded by the monk known as the Sacristan and protected by the heavy oak panelling and doors, but illuminated by the light from the large window.*



### On your MWBs:

1. Which piece of physical evidence is used in this paragraph?
2. Which significant point in Fountains' history is being used?
3. What is the interpretation it suggests to be created?

In the ruins of **the Sacristy** at Fountains Abbey there are a number of large Romanesque arches and a more elegant extension with a large window in the Early English Gothic style. There are a number of large holes in the walls, where large oak beams would have held up wooden panelled walls and heavy doors. From this evidence, **an artist could produce a picture of the Sacristy in around 1500 at Fountains' height as a working monastery** showing the room filled like a bank vault, with the gold and silver religious objects which would have been stored there, safely guarded by the monk known as the Sacristan and protected by the heavy oak panelling and doors, but illuminated by the light from the large window.



### On your MWBs:

1. Which piece of physical evidence is used in this paragraph?
2. Which significant point in Fountains' history is being used?
3. What is the interpretation it suggests to be created?

*The remains of the Chapel of the Nine Altars within Fountains Abbey's church include towering Decorated Gothic columns, and the remains of huge windows. There are also platforms for each of the altars located within nine alcoves in the wall under the windows. A writer might use this evidence to explain in a guidebook how the monks were receiving so many donations of land and money from wealthy lords, ladies and knights during Fountains' period of success in the 1200s that they were able to build the Chapel of the Nine Altars in the fashionable (but expensive) Gothic style supposedly to glorify God – although Henry VIII would argue this was evidence of their corruption and breaking of their vow of poverty.*



### On your MWBs:

1. Which piece of physical evidence is used in this paragraph?
2. Which significant point in Fountains' history is being used?
3. What is the interpretation it suggests to be created?

*The remains of the Chapel of the Nine Altars within Fountains Abbey's church include towering Decorated Gothic columns, and the remains of huge windows. There are also platforms for each of the altars located within nine alcoves in the wall under the windows. A writer might use this evidence to explain in a guidebook how the monks were receiving so many donations of land and money from wealthy lords, ladies and knights during Fountains' period of success in the 1200s that they were able to build the Chapel of the Nine Altars in the fashionable (but expensive) Gothic style supposedly to glorify God – although Henry VIII would argue this was evidence of their corruption and breaking of their vow of poverty.*



### On your MWBs:

1. Which piece of physical evidence is used in this paragraph?
2. Which significant point in Fountains' history is being used?
3. What is the interpretation it suggests to be created?

The remains of the **Chapel of the Nine Altars** within Fountains Abbey's church include towering Decorated Gothic columns, and the remains of huge windows. There are also platforms for each of the altars located within nine alcoves in the wall under the windows. A writer might use this evidence to explain in a guidebook how the monks were receiving so many donations of land and money from wealthy lords, ladies and knights during Fountains' period of success in the 1200s that they were able to build the Chapel of the Nine Altars in the fashionable (but expensive) Gothic style supposedly to glorify God – although Henry VIII would argue this was evidence of their corruption and breaking of their vow of poverty.



### On your MWBs:

1. Which piece of physical evidence is used in this paragraph?
2. Which significant point in Fountains' history is being used?
3. What is the interpretation it suggests to be created?

The remains of the Chapel of the Nine Altars within Fountains Abbey's church include towering Decorated Gothic columns, and the remains of huge windows. There are also platforms for each of the altars located within nine alcoves in the wall under the windows. A writer might use this evidence to explain in a guidebook how the monks were receiving so many donations of land and money from wealthy lords, ladies and knights during Fountains' period of success in the 1200s that they were able to build the Chapel of the Nine Altars in the fashionable (but expensive) Gothic style supposedly to glorify God – although Henry VIII would argue this was evidence of their corruption and breaking of their vow of poverty.



### On your MWBs:

1. Which piece of physical evidence is used in this paragraph?
2. Which significant point in Fountains' history is being used?
3. What is the interpretation it suggests to be created?

The remains of the Chapel of the Nine Altars within Fountains Abbey's church include towering Decorated Gothic columns, and the remains of huge windows. There are also platforms for each of the altars located within nine alcoves in the wall under the windows. A writer might use this evidence to explain in a guidebook how the monks were receiving so many donations of land and money from wealthy lords, ladies and knights during Fountains' period of success in the 1200s that they were able to build the Chapel of the Nine Altars in the fashionable (but expensive) Gothic style supposedly to glorify God – although Henry VIII would argue this was evidence of their corruption and breaking of their vow of poverty.



# Independent Practice

Physical Evidence	Details	What does it tell us?
Huby's Tower	150ft tall; 3rd tallest building in med. England Perpendicular Gothic Prayer and Huby's motto inscribed around the top	Huby was using Fountains' wealth to glorify God OR Huby was using Fountains' wealth to glorify himself

- One piece of physical evidence at Fountains Abbey which could be used is...
- Here you will find...
- An artist could create a picture showing...
- This would help us know more about how Fountains Abbey was used when a monastery because...



# Independent Practice

Physical Evidence	Details	What does it tell us?
Refectory	Large open hall used for dining with stairs up to a balcony where a monk would sing prayers as monks ate in silence	Monks must have been keeping to their vows of silence and seeing eating as a form of thanking God

- One piece of physical evidence at Fountains Abbey which could be used is...
- Here you will find...
- An artist could create a picture showing...
- This would help us know more about how Fountains Abbey was used when a monastery because...



# Independent Practice

Physical Evidence	Details	What does it tell us?
Cellarium	Vaulted ceilings in a large storage space used to store wool from granges. Extended in the 1400s across the river	Wool industry very important and the source of monks' wealth – which increased as more space needed

- One piece of physical evidence at Fountains Abbey which could be used is...
- Here you will find...
- An artist could create a picture showing...
- This would help us know more about how Fountains Abbey was used when a monastery because...



# Physical Evidence Pyramids

*for Fountains Abbey questions*

## 1. POINT

What is the point you are making?

**POINT**

## 2. PHYSICAL EVIDENCE

How are you backing up your point with

**PHYSICAL EVIDENCE?**

**PHYSICAL EVIDENCE**

**OWN KNOWLEDGE**

**LINK**

## 3. OWN KNOWLEDGE

**KNOWLEDGE**

How does your own knowledge back up the physical evidence?

## 4. LINK

How are you linking back to the **POINT?**



**How does your site demonstrate the beliefs and values of the people who lived there? Use physical features as well as your own knowledge to support your answer.**

Key terms?



## **How does your site demonstrate the beliefs and values of the people who lived there? Use physical features as well as your own knowledge to support your answer.**

The monks who lived at Fountains Abbey whilst it was a working Cistercian monastery between 1132 and 1539 were strict and adhered to the Rule of St Benedict, following four vows of poverty, chastity, obedience and silence. This can be seen at the site when in the Refectory – the dining room. This vast space was built in the late 12th century in the fashionable Early English Gothic style – but shows us how the monks kept to their vows. Along one side is a large balcony. This is where one monk would sing prayers and hymns from the Bible whilst the other monks ate in silence – thus keeping their vows at a time when typically people socialise, giving thanks to God for the food that they believed He had provided and thus showing how the monks were strict when they kept to their vows.



**How does your site demonstrate the beliefs and values of the people who lived there? Use physical features as well as your own knowledge to support your answer.**

The monks who lived at Fountains Abbey whilst it was a working Cistercian monastery between 1132 and 1539 were **strict and adhered to the Rule of St Benedict, following four vows of poverty, chastity, obedience and silence.** This can be seen at the site when in the Refectory – the dining room. This vast space was built in the late 12th century in the fashionable Early English Gothic style – but shows us how the monks kept to their vows. Along one side is a large balcony. This is where one monk would sing prayers and hymns from the Bible whilst the other monks ate in silence – thus keeping their vows at a time when typically people socialise, giving thanks to God for the food that they believed He had provided and thus showing how the monks were strict when they kept to their vows.

**WHAT?**



**How does your site demonstrate the beliefs and values of the people who lived there? Use physical features as well as your own knowledge to support your answer.**

The monks who lived at Fountains Abbey whilst it was a working Cistercian monastery between 1132 and 1539 were strict and adhered to the Rule of St Benedict, following four vows of poverty, chastity, obedience and silence. This can be seen at the site when in the Refectory – the dining room. This vast space was built in the late 12th century in the fashionable Early English Gothic style – but shows us how the monks kept to their vows. Along one side is a large balcony. This is where one monk would sing prayers and hymns from the Bible whilst the other monks ate in silence – thus keeping their vows at a time when typically people socialise, giving thanks to God for the food that they believed He had provided and thus showing how the monks were strict when they kept to their vows.

**WHAT?**

**HOW?**



**How does your site demonstrate the beliefs and values of the people who lived there? Use physical features as well as your own knowledge to support your answer.**

The monks who lived at Fountains Abbey whilst it was a working Cistercian monastery between 1132 and 1539 were strict and adhered to the Rule of St Benedict, following four vows of poverty, chastity, obedience and silence. This can be seen at the site when in the Refectory – the dining room. This vast space was built in the late 12th century in the fashionable Early English Gothic style – but shows us how the monks kept to their vows. Along one side is a large balcony. This is where one monk would sing prayers and hymns from the Bible whilst the other monks ate in silence – thus keeping their vows at a time when typically people socialise, giving thanks to God for the food that they believed He had provided and thus showing how the monks were strict when they kept to their vows.

**WHAT?**

**HOW?**

**WHY?**



**How does your site demonstrate the beliefs and values of the people who lived there? Use physical features as well as your own knowledge to support your answer.**

The monks who lived at Fountains Abbey whilst it was a working Cistercian monastery between 1132 and 1539 were strict and adhered to the Rule of St Benedict, following four vows of poverty, chastity, obedience and silence. This can be seen at the site when in the Refectory – the dining room. This vast space was built in the late 12th century in the fashionable Early English Gothic style – but shows us how the monks kept to their vows. Along one side is a large balcony. This is where one monk would sing prayers and hymns from the Bible whilst the other monks ate in silence – thus keeping their vows at a time when typically people socialise, giving thanks to God for the food that they believed He had provided and thus showing how the monks were strict when they kept to their vows.

**WHAT?**

**HOW?**

**WHY?**

**LINK?**



# Why this question?

**How typical is your site when compared to other sites of the same type? Use physical features of the site as well as your own knowledge to support your answer. [20 marks + 10 SPaG]**

- This question – relating to typicality of our site compared with other sites of the same type can be an easy question to pick up marks on if it comes up



# How typical is Fountains Abbey as a site?

This is the main visitor information board for the Valle Crucis Abbey in Llangollen, North Wales.

CADW

## VALLE CRUCIS ABBEY

**T**he abbey at Valle Crucis was founded for monks of the Cistercian order in 1201 by Madog ap Gruffydd Maelor, ruler of this part of northern Powys. It was the last of 14 Cistercian foundations to be built in Wales.




The Cistercians, or 'White Monks', were the most popular of the monastic orders in medieval Wales. Their monasteries were built in remote locations where the monks and lay-brothers combined an austere religious life with farming on the outlying estates.

The abbey buildings here conform to the normal Cistercian layout of a large cruciform church, with residential accommodation arranged around a rectangular cloister adjoining it on the south side. The 13th-century church (beside you) is the most prominent survival, together with the east range of the cloister, built around 1400, containing the chapter-house and monks' dormitory.

Valle Crucis Abbey was closed down in 1537, during Henry VIII's dissolution of the monasteries, but parts were converted afterwards into a house.

*S*efydliwyd yr abaty yng Nglyn y Gwynnabod urdd y Sistersiaid ym Madog ap Gruffydd Maelor, arwein hon o ogledd Powys. Dyma'r olaf o sefydliadau Sistersiaidd a adeiladu Nghymru.

*Y Sistersiaid, neu'r 'Mynachod Gwynaf poblogaidd o'r urddau myn Gymru ganoloesol. Adeiladwyd eu mynachlogydd mewn lleoliadau ar byddai mynachod a brodyr lleyg y*



*A comparison with the site of the 13th-century church by J. M. R. Taylor, 1945. Some of the buildings were built in the 13th century, others in the 14th. The 13th-century church (beside you) is the most prominent survival, together with the east range of the cloister, built around 1400, containing the chapter-house and monks' dormitory.*

*Catholice abaty was founded on a high and another with a system of moats and haugh. The 13th-century church (beside you) is the most prominent survival, together with the east range of the cloister, built around 1400, containing the chapter-house and monks' dormitory.*

*Caewyd Abaty diddymiad y maddaswyd rhan*





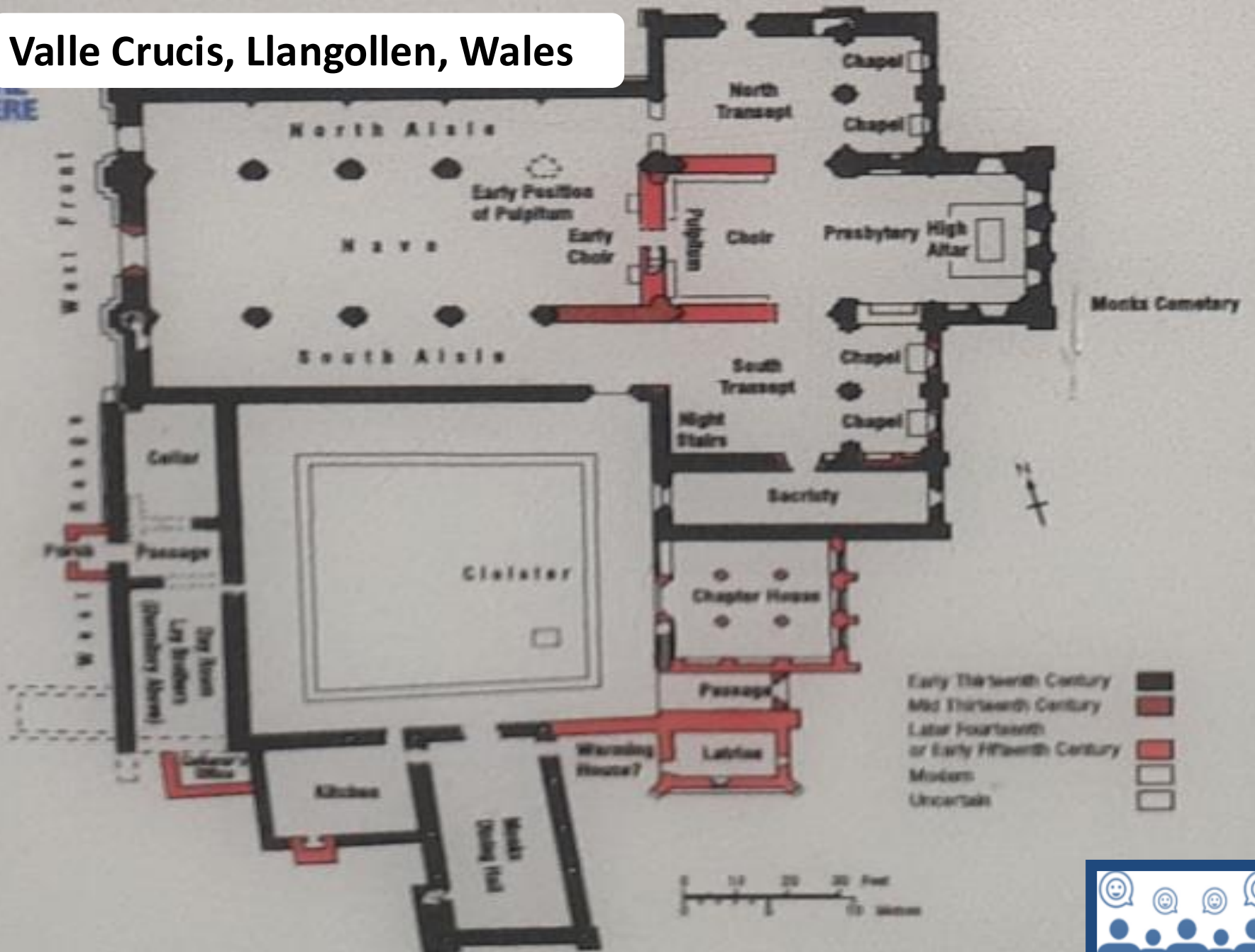
The Cistercians, or 'White Monks', were the most popular of the monastic orders in medieval Wales. Their monasteries were built in remote locations where the monks and lay-brothers combined an austere religious life with farming on the outlying estates.



A romanticized watercolour view of the abbey at Tintern, J. M. W. Turner, 1794-5. Some of the buildings were then in use as a farm. (Courtesy of the Tate Gallery)  
*Golygfa dyfrlliw ramantus gan J. M. W. Turner, 1794-5. Rhai o'r adeiladau yn cael eu defnyddio fel fferm ar y pryd. (Dwy garadigrwydd Onel Tate)*

The abbey buildings here conform to the normal Cistercian layout of a large cruciform church, with residential accommodation arranged around a rectangular cloister adjoining it on the south side.

# Valle Crucis, Llangollen, Wales



# Fountains Abbey, Yorkshire, England

About 1150-1170

About 1170-1180


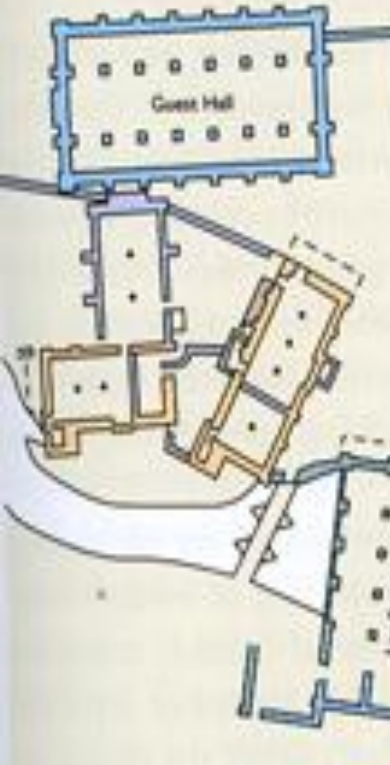
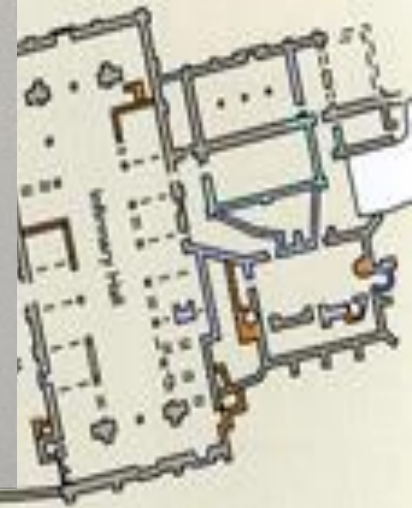
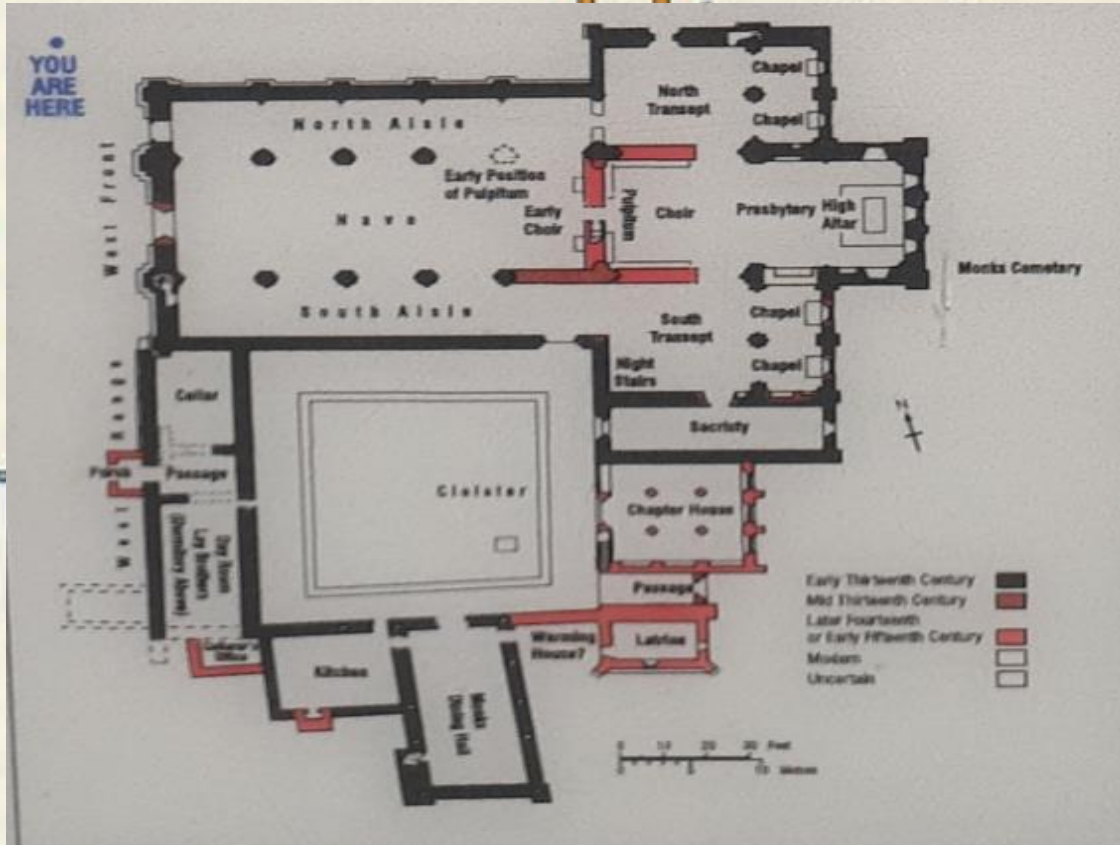
1210-1250

Late Thirteenth Century

Fourteenth Century Generally

1470-1495

1495-1526



Location?



Location?





# THE LANDS AND GRANGES OF VALLE CRUCIS ABBEY

(After David H. Williams)

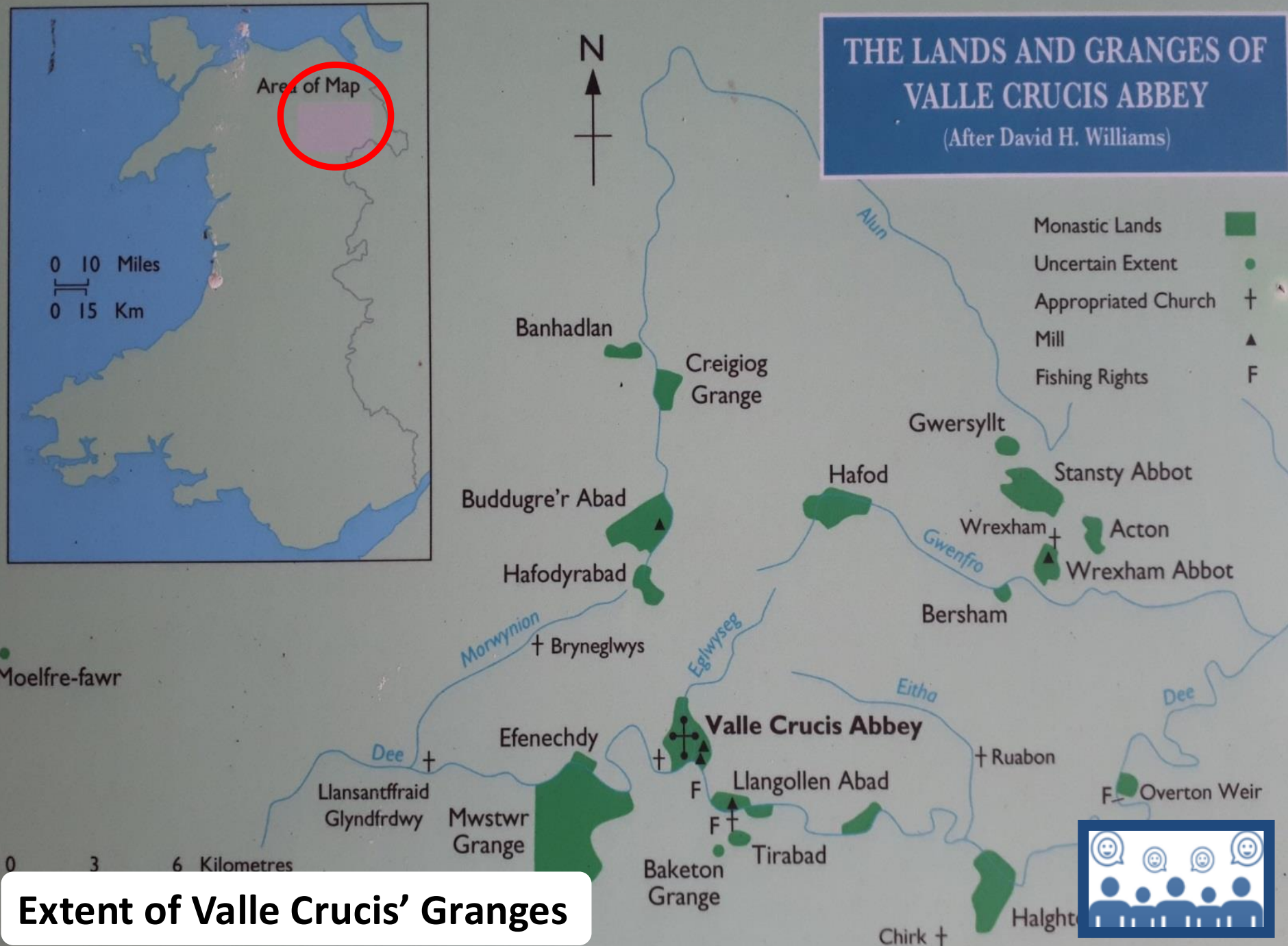


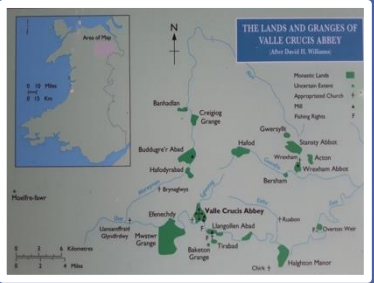
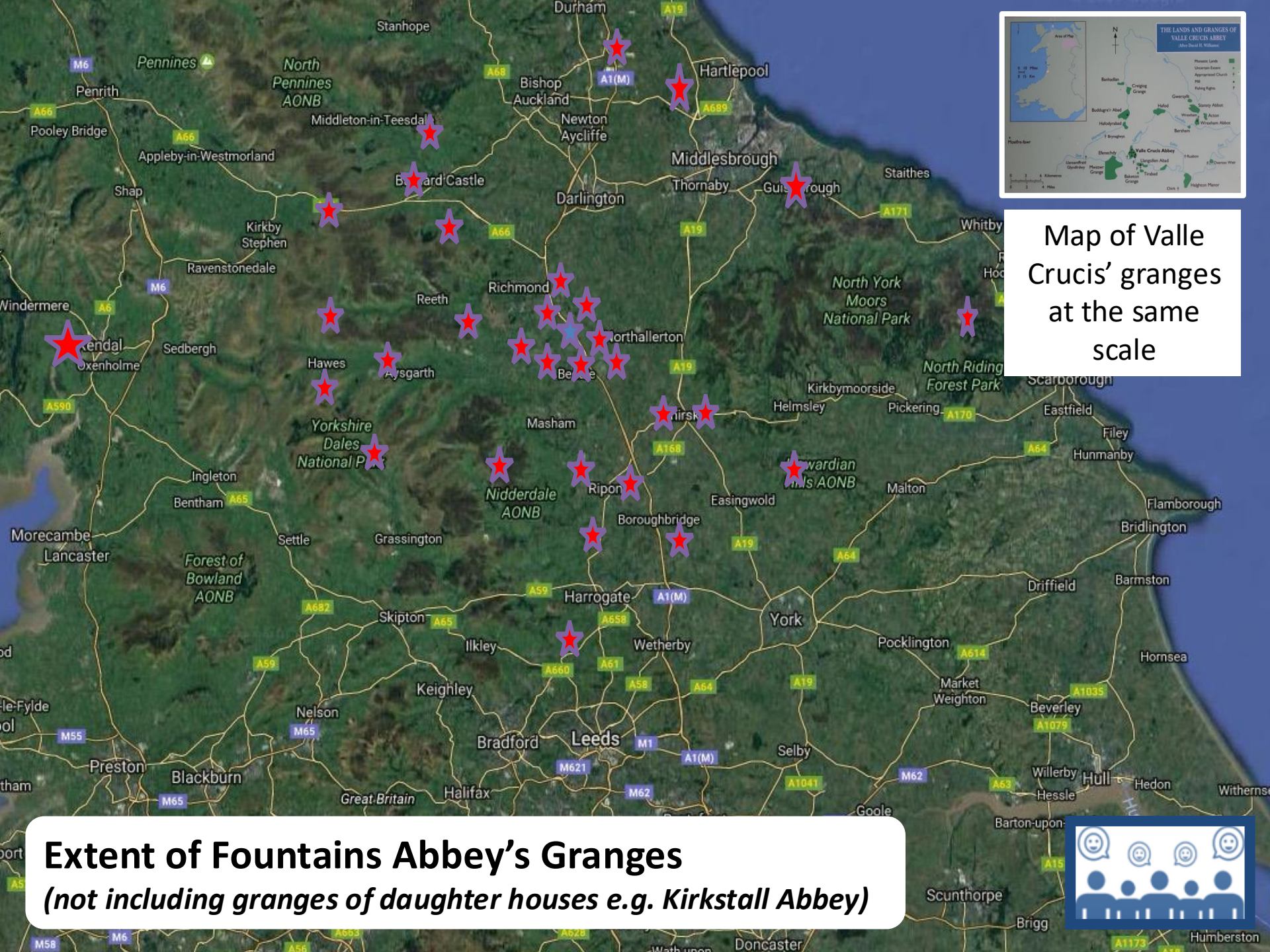
- Monastic Lands ■
- Uncertain Extent ●
- Appropriated Church †
- Mill ▲
- Fishing Rights F

Moelfre-fawr

0 3 6 Kilometres

**Extent of Valle Crucis' Granges**





Map of Valle Crucis' granges at the same scale

**Extent of Fountains Abbey's Granges**  
*(not including granges of daughter houses e.g. Kirkstall Abbey)*






Some development of Gothic from  
Early English to **Decorated Gothic**



# Architectural Styles


1100s

1500s



## Romanesque

Round arches, small windows, large columns and walls. Copy of Roman architecture




## Early English Gothic

Pointed arches, taller ceilings, larger windows letting more light into spaces



## Decorated Gothic

Development of Early English, more decoration, more than one arch



## Perpendicular Gothic

Very high ceilings, huge windows, elaborate, many arches combined



**Nave of Saint-Sernin, Toulouse, France**  
*(Fountains' nave would have looked similar in the 1200s)*





**Nave of York Minster, Yorkshire, England**  
*(York's Nave is three times higher and twice as wide as Saint-Sernin)*



**Buildings of stone at Valle Crucis but very small in comparison to Fountains Abbey**



# The Chapter House at Valle Crucis



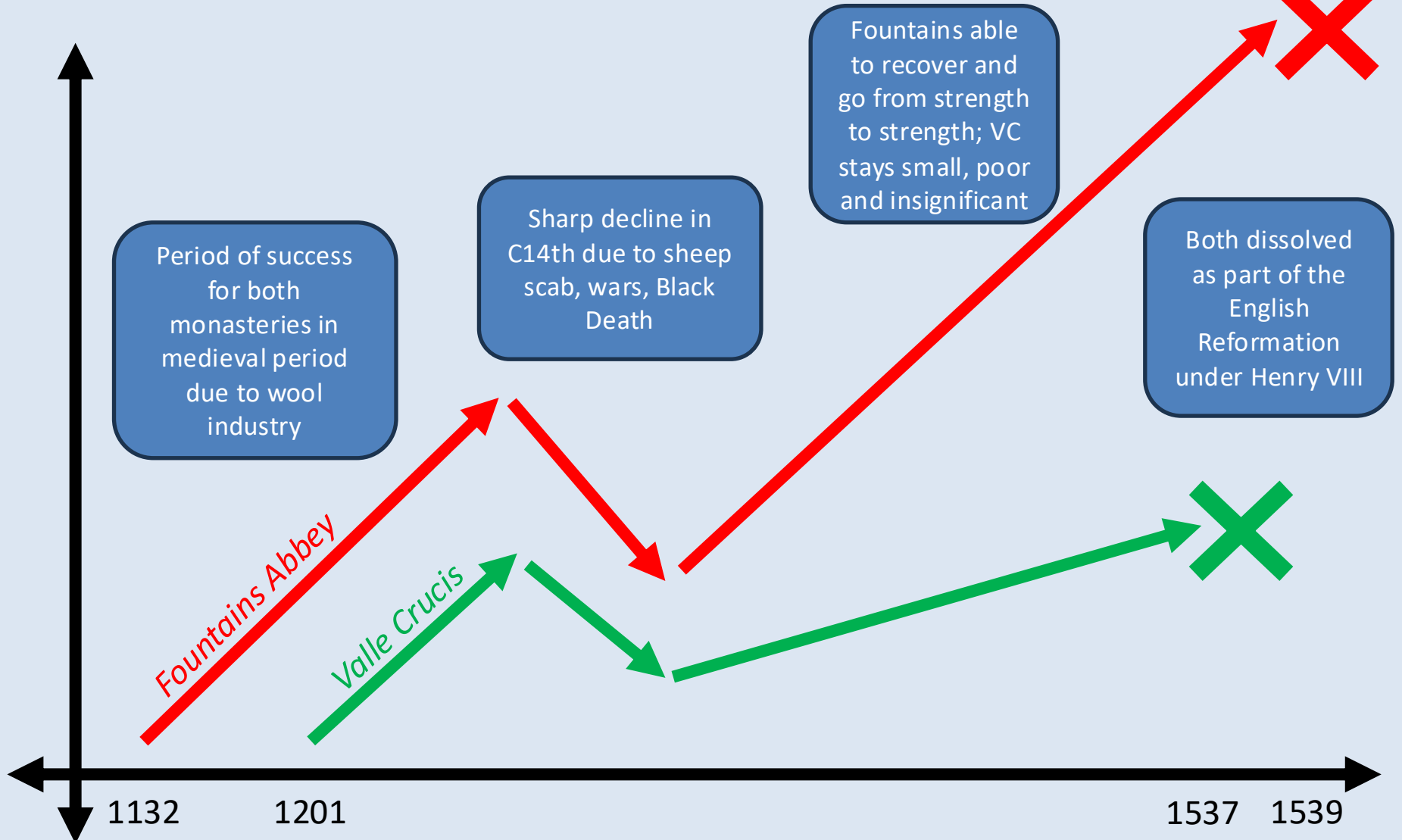
**Still able to build stone vaulting  
but of a much smaller scale**



Valle Crucis was one of the poorest Welsh Cistercian abbeys, yet several fifteenth-century poets sang its praises, speaking eloquently of its splendid carvings and fine choir, which was said to surpass that of Salisbury. At the Dissolution, in 1536, only an abbot and six monks were left.



# Timeline of success



## Similarities between Fountains Abbey & Valle Crucis

Both **Cistercian** monasteries founded in the High Medieval period (c.1000 – 1300)

Both have the **same / similar layout** with a East-West aligned church and other buildings built around a cloister in isolated location

Both gained an income through the use of **granges** in order to rear sheep and sell wool

Both have instances of **Romanesque and Gothic architecture**, with some development from the Early English to Decorated styles

Both experienced **decline** due to the various crises of the 14<sup>th</sup> century, e.g. sheep scab and the effects of the Black Death

Both **dissolved** as a result of the English Reformation under King Henry VIII

## Differences between Fountains Abbey & Valle Crucis

Fountains Abbey is **significantly larger** than Valle Crucis, and far more ruins remain of it

Fountains Abbey had **significantly more granges**, meaning its income was also significantly larger

Fountains Abbey has far more developed **buildings which are grander**, for example the Chapel of the Nine Altars & Huby's Tower

Fountains Abbey has **evidence of all architectural styles** from the 1100s – 1500s (Romanesque, Early English Gothic, Decorated Gothic, Perpendicular Gothic)

Fountains **recovered** after 14<sup>th</sup> century (which also included Scottish attacks) and was even richer and more successful than before

# Key things to focus on tonight:

1. Ensure you know as much physical evidence as possible – how does it show beliefs / values / changes over time / national importance / local importance / typicality
2. Revise key ideas such as architectural styles
3. Check your spellings!
4. Focus on applying the source pyramid paragraph structure to Fountains paragraphs – but instead of a source, it's physical evidence you focus on

